



3810-SECTPHL in leather 824-70



3810-SECTPHL in leather 824-70

FLEXSTEEL®

© Flexsteel Industries, Inc. | Last Updated 02/24

58L 57L 59M 19	233	FEATURES
●	●	Flexsteel Spring Unit
	●	DualFlex
		Sinuous Wire
●	●	Back Construction
		Attached
●	●	Seat Construction
		Attached
●	●	Seat Cushion(s)
		High-Density (HC)

- Standard
- Optional

PRODUCT DIMENSIONS	OVERALL			SEAT			Arm Height	Open Depth	Wall Clearance
	Height	Width	Depth	Height	Width	Depth			
Straight Console -72	43"	8"	38"	24"	8"	22"	24"		
RAF Power Recliner with Power Headrest & Lumbar -58L	43"	32"	42"	20"	24"	22"	26"	70"	8"
LAF Power Recliner with Power Headrest & Lumbar -57L	43"	32"	42"	20"	24"	22"	26"	70"	8"
Armless Power Recliner -59M	43"	26"	42"	20"	26"	22"	20"	70"	8"
Full Wedge -233	43"	65"	42"	20"	42"	22"	20"		
Armless Chair -19	43"	26"	42"	20"	26"	22"	21"		

NOTES

Power controls on both arms independently adjust the headrests, recline and lumbar for a personalized sit

Home button returns the headrest and footrest to their original positions with one touch

USB charging port built into power control keeps devices powered up and ready to use

Straight console features two cup holders

Pull-tufted, triple-divide back cushions support your back and have distinctive look

Rounded pad-over track arms enhance comfort and provide additional forearm support

Contoured seats with chaise pads for a comfortable, tailored look

Built to last with our DualFlex Spring System™—sturdy steel ribbons attached to flexible coils that offer a wide range of motion and durability

High-density cushions consist of a high-resiliency, high-density polyurethane foam core with a soft fiber wrap that ensures comfort as you sit and recline

Available in durable leather upholstery that holds up in the most demanding environments

Available in more than 50 leather options to suit any décor

Removable backs allow for easy lifting and maneuvering through doorways

The power control allows you to independently adjust the recline, headrest, and lumbar support.

A separate home button returns the headrest, footrest, and lumbar support to their original positions with one touch.

A USB port is included on the power control for powering electronics.

Zero draw technology only uses power when the USB port is in use.

Power allows you to smoothly recline to any position.

A single USB port is included on each power button control on styles with arms.

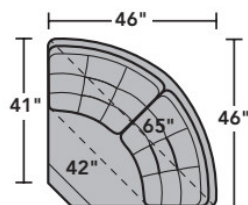


Power Recline,
Headrest, & Lumbar

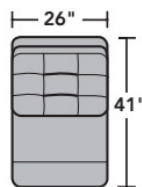
3810 Arlo Sectional | Components & Configurations

Sectional Components

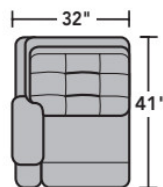
LAF = Left-Arm-Facing
RAF = Right-Arm-Facing



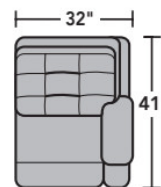
3810-23
Full Wedge



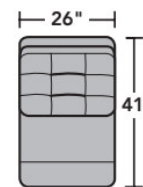
3810-19
Armless Chair



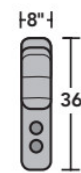
3810-57
LAF Recliner
3810-57M
LAF Power Recliner
3810-57H
LAF Power Recliner
with Power Headrest
3810-57L
LAF Power Recliner
with Power Headrest
and Lumbar



3810-58
RAF Recliner
3810-58M
RAF Power Recliner
3810-58H
RAF Power Recliner
with Power Headrest
3810-58L
RAF Power Recliner
with Power Headrest
and Lumbar

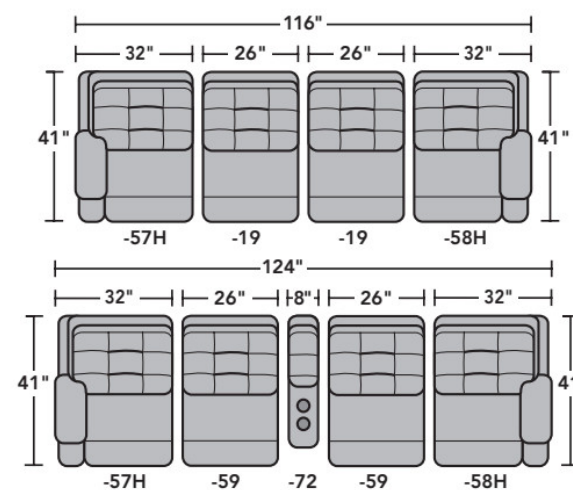
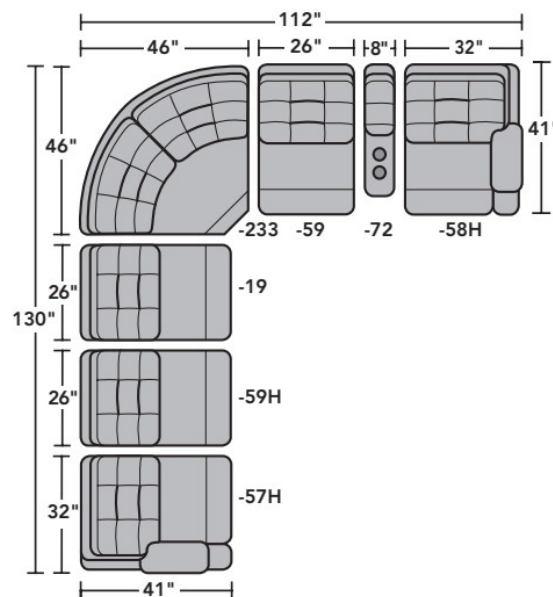
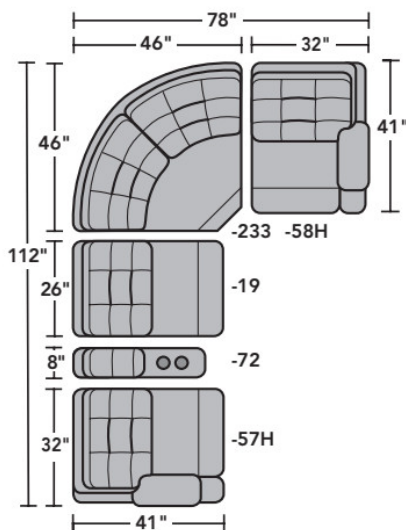


3810-59
Armless Recliner
3810-59M
Armless Power Recliner



3810-72
Straight Console

Sectional Sample Configurations



Scale 1/4" = 1'

Dimensions are in inches and are subject to variance.
© Flexsteel Industries, Inc. 5/21
FLX-CP-FS-CC-3810



FLEXSTEEL®