



Fabric  
Power Reclining Sectional  
2904-SECTP shown with 57P, 23, 19, & 58P pieces

FLEXSTEEL®

© Flexsteel Industries, Inc. | Last Updated 04/24

19 59M	57M 58M	23	FEATURES
●	●	●	Flexsteel Spring Unit
			DualFlex
		●	Sinuous Wire
			Back Construction
●	●	●	Attached
			Seat Construction
●	●	●	Attached
			Seat Cushion(s)
●	●	●	High-Density (HC)
			Tailoring
	○		Arm Covers

- Standard
- Optional

PRODUCT DIMENSIONS	OVERALL			SEAT			Arm Height	Open Depth	Wall Clearance
	Height	Width	Depth	Height	Width	Depth			
Armless Chair -19	42"	27"	39"	20"	27"	21"			
Full Wedge -23	42"	64"	39"	20"	41"	21"			
LAF Power Recliner -57M	42"	31"	39"	20"	24"	21"	24"	68"	5"
RAF Power Recliner -58M	42"	31"	39"	20"	24"	21"	24"	68"	5"
Armless Power Recliner -59M	42"	26"	39"	20"	26"	21"		67"	5"
Straight Console -72	42"	10"	39"	24"	9"	3"			

NOTES

Storage console houses snacks, remotes and other personal items

Two drink holders keep beverages close at hand

Power controls on both arms effortlessly adjust the recline, keeping you comfortable

USB charging port built into power control keeps devices powered up and ready to use

Divided back cushions cradle your neck, back and lower lumbar for enhanced comfort

Streamlined inset padded armrests have a seamless look and comfortable feel

Built to last with our patented Flexsteel DualFlex Spring System™—sturdy steel ribbons attached to flexible coils that offer a wide range of motion and durability

High-density cushions consist of a high-resiliency, high-density polyurethane foam core with a soft fiber wrap that ensures comfort as you sit and recline

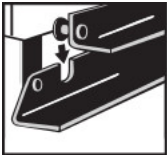
Available in over 250 fabrics to suit any décor

Available in durable, cleanable performance fabrics that will withstand everyday use by an active family

Removable back allows for easy lifting and maneuvering through doorways

Power allows you to smoothly recline to any position.

A single USB port is included on each power button control on styles with arms.



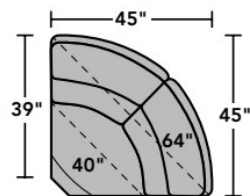
**Interlocking Brackets**  
Interlocking brackets securely attach one sectional component to another to prevent them from separating even when reclining.

## 2904 Rio Sectional | Components & Configurations

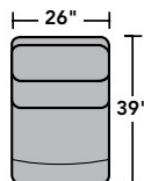
## Reclining Sofas & Sectionals

### Components

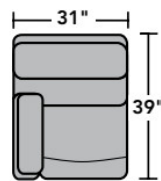
LAF = Left-Arm-Facing  
RAF = Right-Arm-Facing



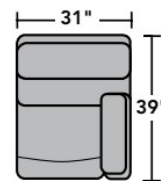
2904-23  
Full Wedge



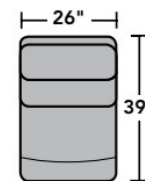
2904-19  
Armless Chair



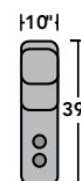
2904-57  
LAF Recliner  
2904-57M  
LAF Power Recliner  
2904-57H  
LAF Power Recliner  
with Power Headrest



2904-58  
RAF Recliner  
2904-58M  
RAF Power Recliner  
2904-58H  
RAF Power Recliner  
with Power Headrest

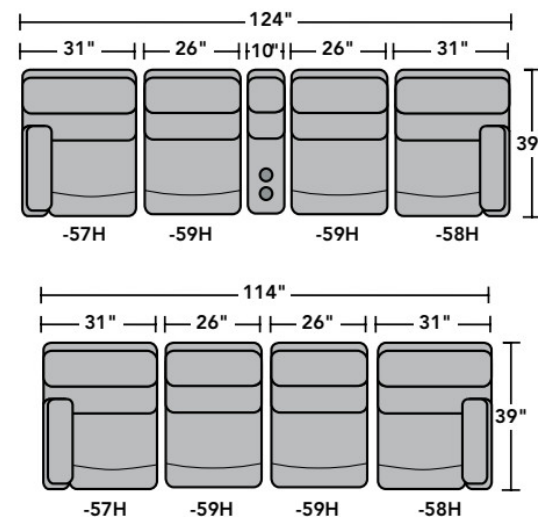
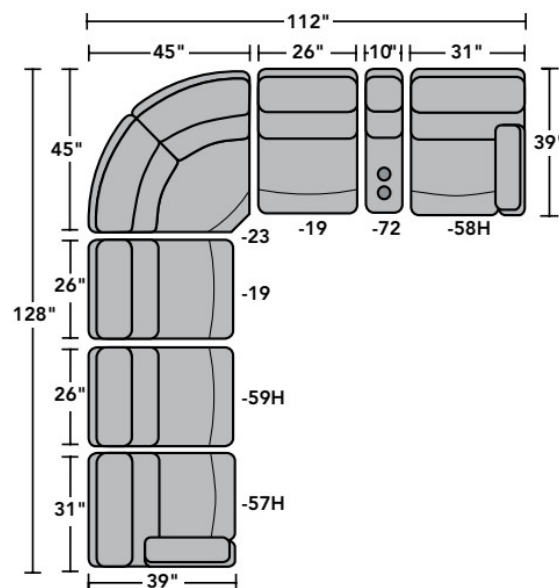
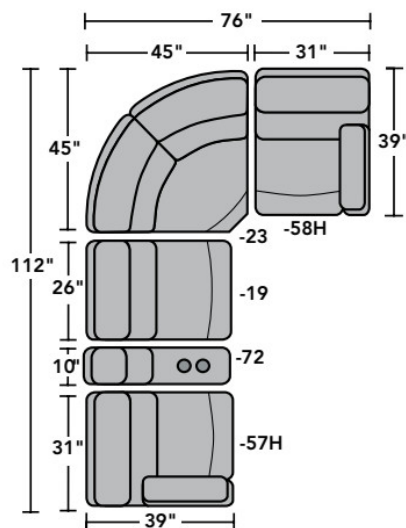


2904-59  
Armless Recliner  
2904-59M  
Armless Power Recliner  
2904-59H  
Armless Power Recliner  
with Power Headrest



2904-72  
Straight Console

### Sample Configurations



Scale 1/4"=1'

Dimensions are in inches and are subject to variance.  
© Flexsteel Industries, Inc. 7/18  
FLX-CP-FR-CC-2904



FLEXSTEEL®